



# City of Chicago Office of Inspector General

## An Overview

Tobara Richardson, Interim Inspector General



# OIG Mission

- ❑ The City of Chicago Office of Inspector General works to make City government better and to hold City actors accountable when they break the rules.
- ❑ OIG is an independent, non-partisan watchdog for the taxpayers of the City, and has jurisdiction to conduct investigations, audits and reviews of most aspects of City government.
- ❑ OIG's mission is to promote economy, effectiveness, efficiency, and integrity by identifying corruption, waste, and mismanagement in City government.
- ❑ OIG achieves its mission through:
  - ❑ Administrative and criminal investigations;
  - ❑ Program and policy work on effectiveness, efficiency, and equity; and
  - ❑ Transparency initiatives.



# OIG Independence

- ❑ OIG is required by legal and professional standards to operate separate from the rest of City government
- ❑ The Inspector General is nominated by the Mayor and confirmed by City Council (from a list generated by selection committee); 4-year term with two-term limit; only removeable for “cause”
- ❑ Statutorily protected budget
  - ❑ By ordinance (MCC § 2-56-010), OIG’s budget is 0.14% of overall City of Chicago budget
- ❑ Initiates work at its own discretion
  - ❑ Not directed by the Mayor or any other official or part of City government

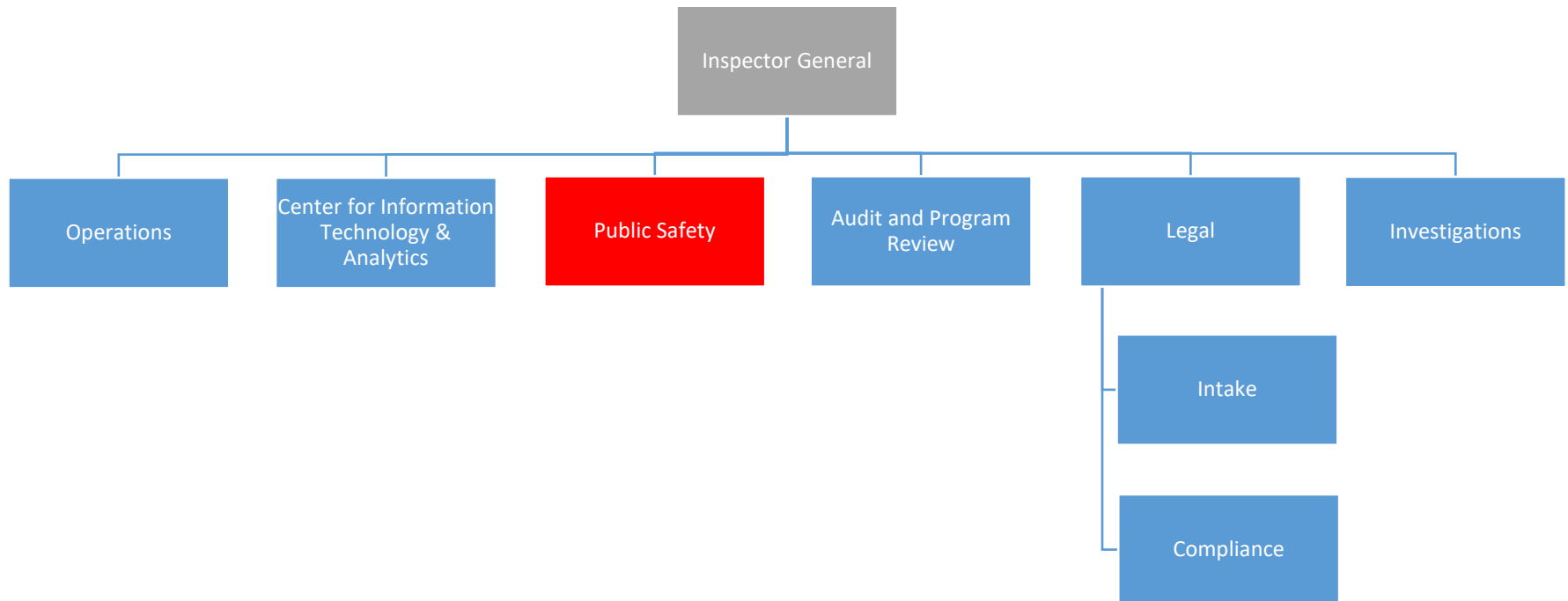


# OIG Jurisdiction

- ❑ Must cooperate with OIG:
  - ❑ City officials (elected and appointed)
  - ❑ City employees
  - ❑ Public Building Commission
  - ❑ City contractors, subcontractors, vendors, agents, and licensees
  - ❑ Applicants for City certification
  - ❑ Lobbyists
  - ❑ Departments or agencies
- ❑ All premises, equipment, personnel, books, records, and papers must be made available to OIG “as soon as practicable”
- ❑ OIG may issue administrative subpoenas for testimony or documents



# OIG Organizational Chart





City of Chicago  
Office of Inspector General

Public Safety Section



# Public Safety Section: Origins and Organization

- ❑ Established by City Council in October 2016 following reports by the Police Accountability Task Force and U.S. Department of Justice
- ❑ Ensures dedicated resources within OIG to public safety oversight and accountability
  - ❑ Oversees CPD (BIA), COPA, and the Police Board
  - ❑ May also exercise oversight over other City offices and agencies, under the general jurisdiction of OIG
- ❑ Works with the goal of “enhancing the effectiveness of the Police Department, [COPA,] and the Police Board; increasing public safety, protecting civil liberties and civil rights; and ensuring the accountability of the police force, thus building stronger police-community relations” MCC 2-56-230
- ❑ Comprised of two units:
  - ❑ Performance Analysis Unit: conducts programmatic reviews and audits
    - ❑ Evaluations often result in recommendations
  - ❑ Investigative Analysis Unit: reviews individual closed disciplinary investigations of police department members
    - ❑ Reviews may result in recommendations to reopen specific investigations or recommendations to inform and improve investigative practices



# Public Safety Section: Jurisdiction



BIA



Civilian Office of Police Accountability (COPA)

POLICE BOARD  
CITY OF CHICAGO

Police Review Board (PRB)

CITY OF CHICAGO

Community Commission for Public Safety and Accountability (CCPSA)  
(MCC 2-80-170)

COMMUNITY COMMISSION FOR PUBLIC SAFETY AND ACCOUNTABILITY

## Related

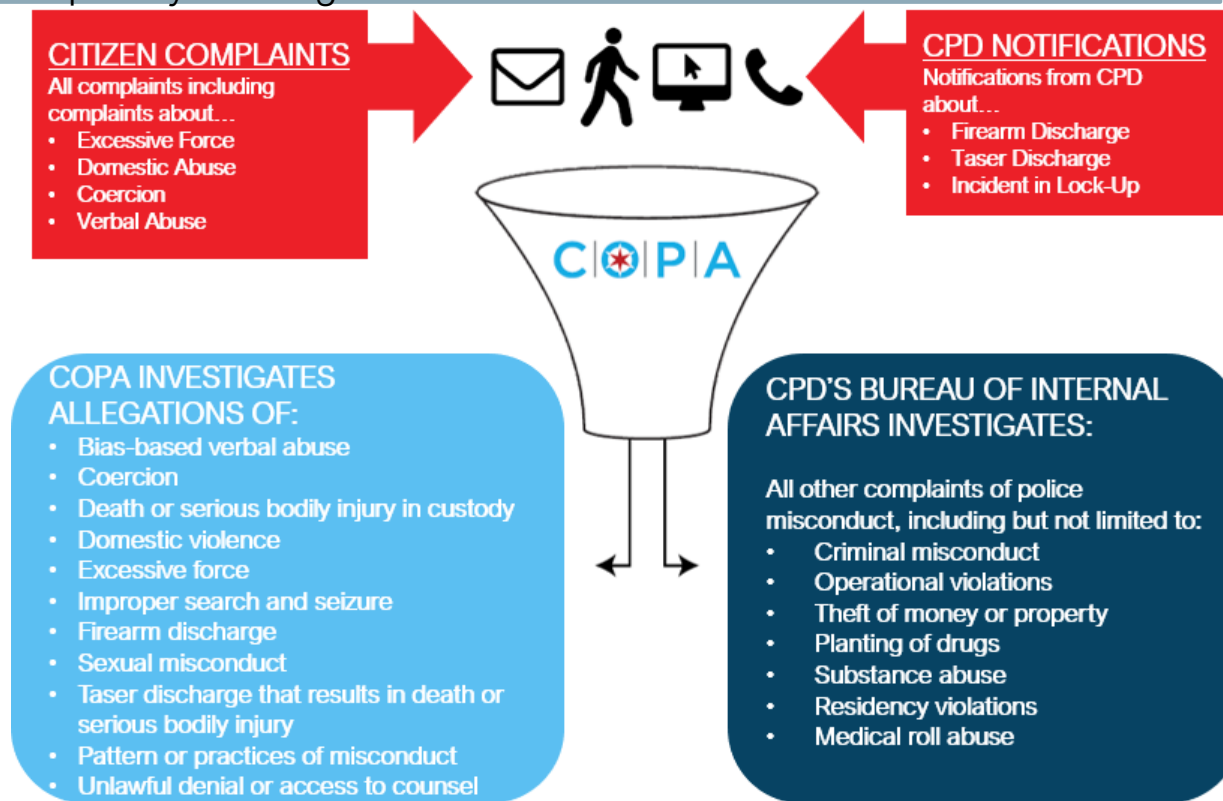
**OEMC**  
Office of Emergency Management & Communications

**OPSA**  
Office of Public Safety Administration

# Public Safety Section: Disciplinary Investigation Intake



Public Safety's Investigative Analysis Unit reviews all closed COPA and BIA disciplinary investigations for material deficiencies.



OIG exercises general jurisdiction to investigate misconduct by City employees and conducts some investigations of CPD members

# Public Safety Section: Powers and Duties MCC § 2-56-230



- ❑ Analyze disciplinary outcomes
  - ❑ Trend analysis
  - ❑ Fairness and consistency of discipline
- ❑ Review individual closed disciplinary investigations
  - ❑ Recommendations to inform and improve future investigations
  - ❑ Recommend reopening of materially deficient investigations
- ❑ Evaluate and review policies, procedures, practices, programs, and training
- ❑ Publish findings, recommendations, and responses
- ❑ Analyze civil judgments and settlements of claims against members of CPD
- ❑ Address community groups and inform the public



# Public Safety Section: Recent Publications

- ❑ CPD's Response to Hate Crimes and Hate Incidents
- ❑ CPD's Discipline Implementation, Options, and Recordkeeping
- ❑ Gun Offender Registration Ordinance
- ❑ CPD's Criminal Enterprise Information System ("Gang Database")
- ❑ CPD's Budget
- ❑ CPD's 911 Response Time
- ❑ CPD's Rules Requiring Members to Report Misconduct (Rules 21 and 22)
- ❑ CPD's Police-Community Mediation Pilot Program
- ❑ CPD's Search Warrant Process
- ❑ CPD's Rule Against False Reports (Rule 14)
- ❑ CPD's Officer Wellness Support Systems
- ❑ CPD's Use of Force
- ❑ Use of Litigation Data in Risk Management Strategies for CPD
- ❑ Consecutive Days Worked By CPD Members
- ❑ Fairness and Consistency in the Disciplinary Process for CPD Members
- ❑ CPD's use of ShotSpotter Technology
- ❑ CPD's Hiring Process



# OIG Information Portal: Dashboards

[igchicago.org/information-portal](https://igchicago.org/information-portal)

## **PUBLIC SAFETY**

Analyze information on the Chicago Police and Fire Departments including 911 calls, arrests, complaints, emergency events, and more.

## **CITY FINANCES**

Use this portal to explore an overview of City budget appropriations and Tax Increment Financing (TIF) districts.

## **OPEN OIG**

This interactive map displays information on the demographics of active employees who work in the Office of Inspector General (OIG).

## **CITY EMPLOYEES**

These dashboards provide an overview of active City employees by residential locations and demographics.



# Public Safety Dashboards

## Using data to build safer communities

The Office of Inspector General's (OIG) public safety data dashboards give users insight into the dispatches, responses, complaints, and, emergency events handled by the Chicago Police Department (CPD) and the Chicago Fire Department (CFD).

This tool provides a detailed, up-close view into the duties and performance of active public safety employees.

Curious about public safety in your neighborhood? Use these interactive maps and visualizations to:

- Track trends of CPD arrests
- Search for complaints against a sworn CPD member
- Analyze CPD actions, including arrests and uses of force, by Community Area or Ward
- Compare the number of calls to which CFD has responded by the emergency type

Click on any of the anchor links below to go directly to that section.

**911 CALLS**

**CPD ARRESTS**

**COMPLAINTS / NOTIFICATIONS**

**INVESTIGATORY STOP  
REPORTS**

**SWORN CPD MEMBERS AND  
PATROL STAFFING**

**TACTICAL RESPONSE REPORTS**

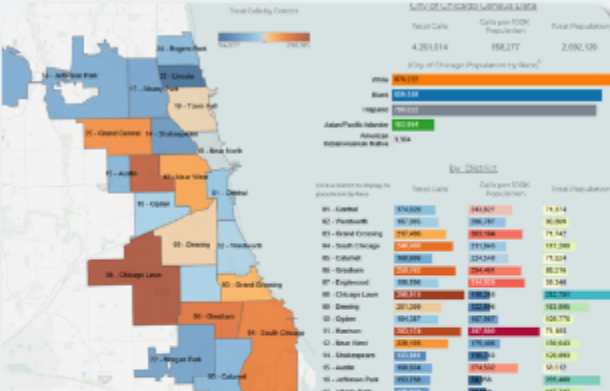
**CFD EMERGENCY EVENTS**

**SWORN CPD MEMBER  
OVERTIME**



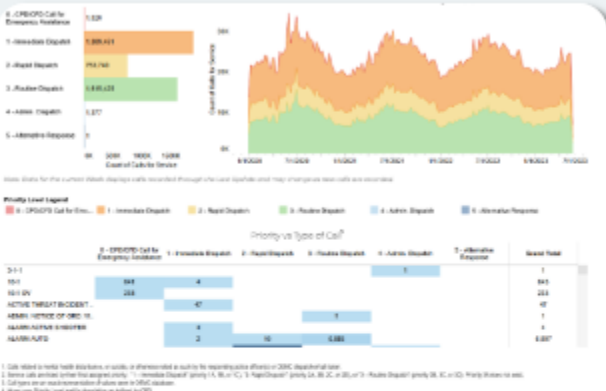
# Public Safety Dashboards: 911 Calls for Service

## 911 Calls



### 911 Calls by Geography

Search different types of dispatched 911 calls by neighborhood.



### 911 Calls for CPD Service

Explore dispatched 911 calls by priority level and type of call.

# Public Safety Dashboards: CPD Arrests



## CPD Arrests

**CPD Arrests: Demographics**

View arrest data for adult and juvenile individuals by the race of the Arresting Officer and race of the Arrestee.

**CPD Arrests: Trends**

Examine arrest trends since 2020 and filter by arrest characteristics.

**CPD Arrests: Seasonality**

Assess the number of arrests by month and arrest characteristics.

**CPD Arrests: Charges**

Search for arrests by charge and race of the Arrestee.

**CPD Arrests: District**

Examine this dashboard for arrests by CPD district and arrest report details.

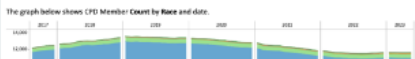
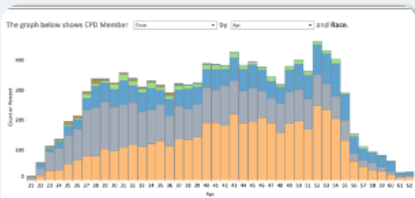
**CPD Arrests: Census Map**

Explore CPD arrests by location, Arrestee and Arresting Office demographics, and arrest characteristics.



# Public Safety Dashboards: Sworn CPD Members

## Sworn CPD Members



### Sworn CPD Members

View visualizations on demographics and years of service for CPD members

Unit No.	Unit Description	05/22	05/23	06/22	06/23	07/22	07/23	08/22	08/23	09/22	09/23	10/22	10/23
001	1ST DISTRICT - CENTRAL	246	245	247	252	271	267	281	281	253	246	251	249
002	2ND DISTRICT - MEADOWS	218	218	218	218	218	218	218	218	218	218	218	218
003	3RD DISTRICT - GARDEN	262	261	261	261	261	271	278	288	287	281	281	287
004	4TH DISTRICT - SOUTH CHICAGO	255	248	273	278	275	301	307	321	321	328	321	323
005	5TH DISTRICT - CHALLENGER	209	207	208	208	208	208	208	208	208	208	208	208
006	6TH DISTRICT - GREENSBANK	230	230	230	230	230	230	230	230	230	230	230	230
007	7TH DISTRICT - WOODHOLM	249	249	249	249	249	249	249	249	249	249	249	249
008	8TH DISTRICT - CHICAGO EAST	250	250	250	250	250	250	250	250	250	250	250	250
009	9TH DISTRICT - DEERING	211	211	211	211	211	211	211	211	211	211	211	211
010	10TH DISTRICT - ALBANY PARK	216	216	216	216	216	216	216	216	216	216	216	216
011	11TH DISTRICT - ROYAL HALL	215	215	215	215	215	215	215	215	215	215	215	215
012	12TH DISTRICT - JUNCTION	212	212	212	212	212	212	212	212	212	212	212	212

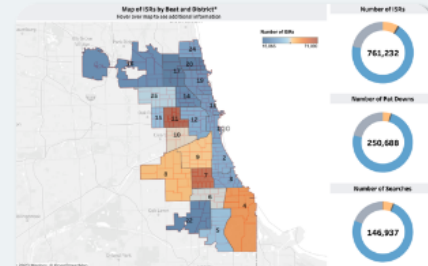
### Sworn CPD Members: Unit and Month

View the number of CPD members in each unit over the last 12 months

Code	Unit or Title Description	Percent of Member Count	Member Count	Average Length of Service
001	1ST DISTRICT - CENTRAL	10.2%	1,149	11.3
002	2ND DISTRICT - MEADOWS	9.1%	1,037	10.2
003	3RD DISTRICT - GARDEN	10.8%	1,213	10.3
004	4TH DISTRICT - SOUTH CHICAGO	11.2%	1,264	11.4
005	5TH DISTRICT - CHALLENGER	9.0%	1,026	11.4
006	6TH DISTRICT - GREENSBANK	9.8%	1,109	9.4
007	7TH DISTRICT - WOODHOLM	10.5%	1,171	9.9
008	8TH DISTRICT - CHICAGO EAST	10.0%	1,120	11.9
009	9TH DISTRICT - DEERING	9.3%	1,057	11.6
010	10TH DISTRICT - ALBANY PARK	9.7%	1,093	11.6
011	11TH DISTRICT - ROYAL HALL	9.6%	1,079	11.4
012	12TH DISTRICT - JUNCTION	9.4%	1,063	11.3
013	13TH DISTRICT - HANCOCK	9.5%	1,071	10.7
014	14TH DISTRICT - HANCOCK	9.5%	1,071	10.7
015	15TH DISTRICT - ALSTON	9.5%	1,071	10.7
016	16TH DISTRICT - JEFFERSON PARK	9.5%	1,071	10.7
017	17TH DISTRICT - ALBANY PARK	9.5%	1,071	10.7
018	18TH DISTRICT - NEAR NORTH	9.5%	1,071	10.7
019	19TH DISTRICT - ROYAL HALL	9.5%	1,071	10.7
020	20TH DISTRICT - JUNCTION	9.5%	1,071	10.7

### Sworn CPD Members: Unit or Title

Examine each CPD unit by race of its members, member count, and average length of service



### Sworn CPD Members: Census Map

View the number of CPD members assigned to a district along with the number of members living in that district



# Public Safety Dashboards: CPD Member Complaints

**Complaints and Log Numbers by Sworn Member** (since February 11, 2019)

Member search by name or star number?  [Click to search records prior to 2/11/2019](#)

Active: Yes  
Current Title: Police Officer  
Race: White  
Gender: Male

Associated Log Numbers.

Log Numbers [click Log Number for details](#)

Incident Type	Primary Category	Status
Informational/Complaint	Civil Rights Violation (Investigator Search/Patrol/ Missing Property etc)	Closed/No Finding
Informational/Complaint	Civil Rights Violation (Denial Access to Counsel) - OH	Closed/No Finding
Informational/Complaint	Civil Rights Violation (Investigator Search/Patrol/ Missing Property outside OH)	Closed/No Finding

**Public Safety  
Complaints and  
Notifications**

View information on closed  
complaints and notifications filed  
against CPD members since  
February 11, 2019

# Public Safety Dashboards: Investigatory Stop Reports (ISRs)



## Investigatory Stop Reports

**Investigatory Stop Report Overview**

Analyze the number of Investigatory Stop Reports by location, demographics of the arrestee and arresting officer, and factors leading to stop

**Investigatory Stop Reports: Pat Down**

Explore the number of pat downs conducted by CPD by district and race of the subject

**Investigatory Stop Reports: Searches**

Explore the number of searches conducted by CPD by district, race of the subject, and contraband found during search.

**Investigatory Stop Reports: District**

Examine the number of stops by district, CPD beat, race of the subject, and enforcement actions taken

**Investigatory Stop Reports by Ward**

Search the number of stops by Chicago Ward, and subject race

**Investigatory Stop Reports: Census Demographics**

Filter ISRs by location, subject demographics, and whether the search resulted in a search or pat down

# Public Safety Dashboards: Tactical Response Reports (TRRs)



## Tactical Response Reports




### Tactical Response Reports Overview

Analyze an overview of location, trends, and demographics of CPD's reported use of force



### Tactical Response Reports: CPD Members

Search types of TRR incidents by demographics of CPD members and location



### Tactical Response Reports: Map and Census Data

Explore the number of TRR incidents by incident detail and CPD district



### Tactical Response Reports: Incident Comparison

Compare races of subjects and CPD members by the number of TRR incidents



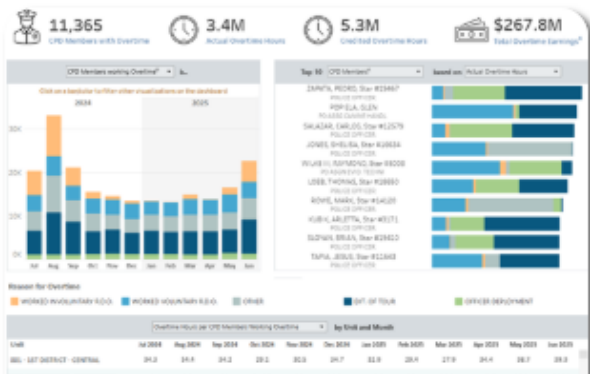
### Tactical Response Reports: Levels of Force

Compare the type of TRR incident with the level of force used by responding CPD member by subject demographics

# Public Safety Dashboards: Overtime



## Sworn CPD Member Overtime



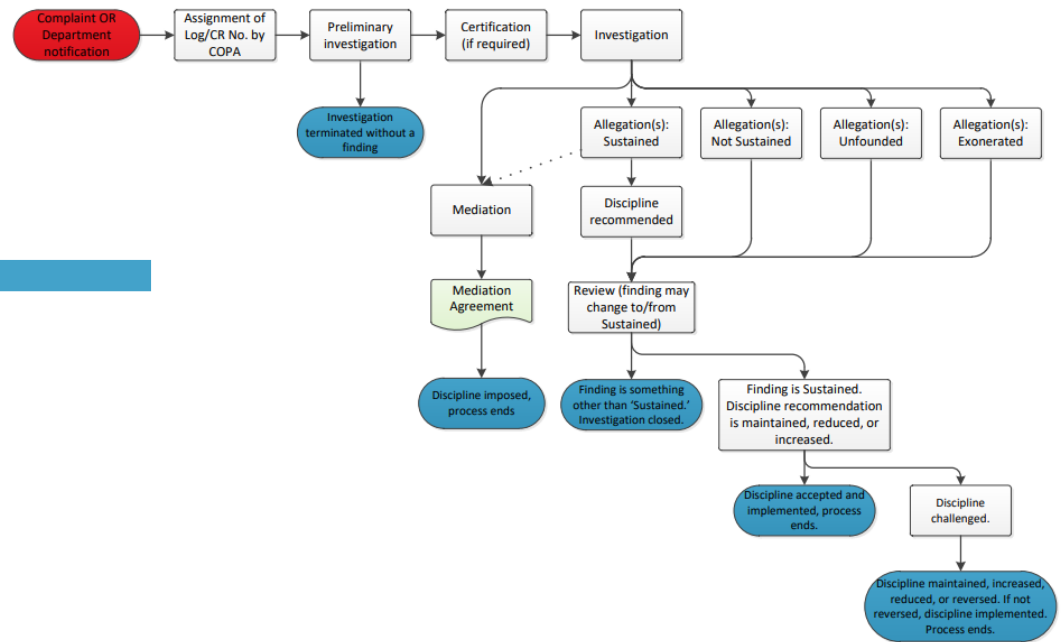
### Sworn CPD Member Overtime Summary

Explore overtime data for sworn CPD members summarized by date, unit, and other overtime categories

# Public Safety Discipline Flowcharts



## Overview High Level Process Overview



City of Chicago Office of Inspector General

## A Guide to the Disciplinary Process for Chicago Police Department Members

*(last updated: September 2022)*

# OIG



If you have information about misconduct, waste, abuse, or mismanagement relating to City officials, City employees, or contractors and subcontractors providing goods or services to the City, or suggestions to improve City government, report it to the Office of Inspector General.



# How Can OIG Help?

- ❑ Data transparency and demystification: shining light in windowless rooms, transparency for transparency's sake
- ❑ Subject matter expertise
- ❑ We'll go anywhere, to talk or to listen
  - ❑ Presentations on reports
  - ❑ Dashboard presentations
  - ❑ Listening sessions



# Public Safety Section: Questions?



# Contact Us



## City of Chicago Office of Inspector General

231 S. LaSalle St., Floor 12  
Chicago, IL 60604

[www.ighicago.org](http://www.ighicago.org)

**Talk to us with one-stop access for help:**

(833) TALK-2-IG | (833) 825-5244

TTY:(773-478-2066)

[talk2ig@igchicago.org](mailto:talk2ig@igchicago.org)



@ChicagoOIG



@ChicagoOIG



@chicagooig



@cityofchicago-oig



@ChicagoOIG